



## 2024 ANNUAL REPORT

2024 marked a significant year of growth for our meal service, as we surpassed our meal-serving expectations by 13% and exceeded the totals from 2023 by 7.5%. We provided 247,491 meals to our homebound neighbors. More meals served than ever in our 66-year history. This achievement was made possible through the unwavering commitment of our food service and delivery volunteers, generous donors, board members, and talented staff. We remain dedicated to supporting our food-insecure, homebound neighbors by providing nutritious meals, daily social interaction, safety checks, in-home resource connections, and nutrition counseling. For many of our clients, Meals on Wheels is essential to preventing hunger and enabling them to stay in their homes. The results from the 2024 client satisfaction and impact survey highlighted the positive effects of our services, with 90% of respondents reporting reduced stress for their primary caregivers, 96% feeling healthier, 97% maintaining their independence, 79% experiencing less loneliness, and an overall satisfaction rate of 96%.

As I prepare to retire at the end of April 2025, I reflect on the honor of being part of such a vital organization for the past 40 years. I am grateful to everyone who contributed to our mission this past year. While challenges lie ahead in 2025, I have full confidence that my successor, Beth Hurny-Fricano, and the entire team will rise to meet them. Remember, together, we can deliver.

Thank you for an incredible 40 years!

*Mason Kaufman*, Executive Director

---

### 2024 Meals on Wheels of Syracuse Board of Directors

#### **Officers:**

Larry Echols, *President* • Linda Llewellyn, *Vice-President* • Shannon Nelson, *Treasurer* • Josh Nelson, *Secretary*

#### **Directors:**

Lindsey Hart • Christian Jones • Rhonda Lee • Thaddeus Malley • Florence Mandebvu • Angela Thor • Bruce Wodka

### 2024 Meals on Wheels of Syracuse Staff

#### **Administration:**

Mason Kaufman, *Executive Director*

#### **Food Service:**

Jennifer Stone, *Food Service Director* • Desmone Brown, *Transporter* • Reuben Cary, *Head Cook* •  
Corey Carter, *Food Service Assistant* • Antionette Davis, *Food Service Assistant* •  
Linda Dreher, *Food Production Coordinator* • Angel Guerrero, *Program Assistant* • Russell Nicholas, *Dishwasher*

#### **Community Relations:**

Mary Beth Anderson, *Community Relations Director* • Tina Casella, *Volunteer Coordinator* •  
Rick Casella, *City Driver* • Emily Capozzi, *County Driver* • Carl Elijah, *City Driver*

#### **Social Services:**

Beth Gagnon, *Senior Case Manager* • Tiyashia Isaacs, *Intake Coordinator & Assessor* •  
Chris Sackett, *Logistics Coordinator* • Rachel Thayer, *Case Manager* • Katharine Webb, *Case Manager*

## 2023 AUDITED FINANCIAL STATEMENTS

### FOR YEAR ENDED DECEMBER 31, 2023

#### BALANCE SHEET

Cash	\$833,075
Receivables & Other	266,544
Investments	2,625,889
Other Assets	145,971
<b>TOTAL ASSETS</b>	<b>\$3,871,479</b>

#### STATEMENT OF ACTIVITIES

##### OPERATING REVENUES

		<u>% OF REVENUES</u>
<u>MEAL INCOME:</u>		
Government Grants	\$1,249,941	56%
Program Service Fees	\$406,479	18%
<b>Total Meal Income</b>	<b>\$1,656,420</b>	<b>74%</b>
 <u>OTHER INCOME:</u>		
Public & Client Contributions	\$365,631	17%
In-kind Rent	\$116,884	5%
Fund Raising Events	\$77,326	4%
Net Assets Released from Restriction	\$367	0%
<b>Total Other Income</b>	<b>\$560,208</b>	<b>26%</b>
<b>TOTAL REVENUE</b>	<b>\$2,216,628</b>	<b>100%</b>

##### OPERATING EXPENSES

		<u>% OF EXPENSES</u>
Management and General (Administration)	\$348,315	20%
Fundraising (Administration)	59,527	3%
Nutrition (Program)	1,198,655	69%
Social Services (Program)	70,115	4%
Community Outreach & Volunteer Services (Program)	72,357	4%
<b>TOTAL EXPENSES</b>	<b>\$1,748,969</b>	<b>100%</b>

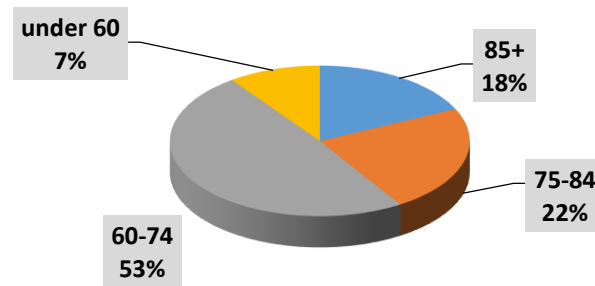
##### OPERATING NET ASSETS **\$467,659**

##### NON-OPERATING INCOME/EXPENSES

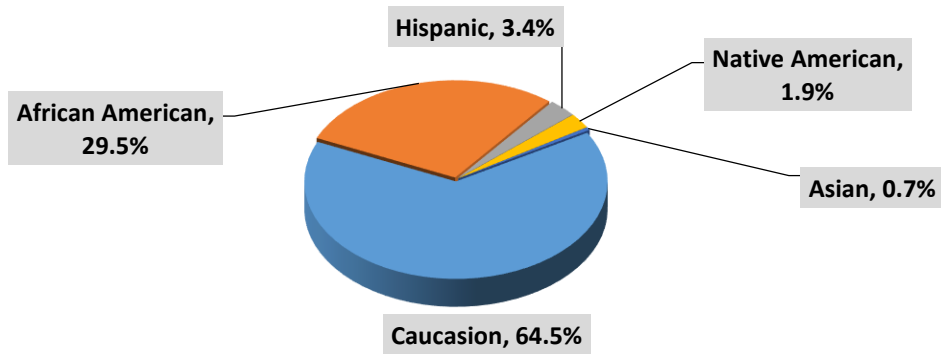
Investment Income Net	\$269,534
Net Assets with Donor Restrictions	-\$367

##### INCREASE/DECREASE IN ALL NET ASSETS **\$736,826**

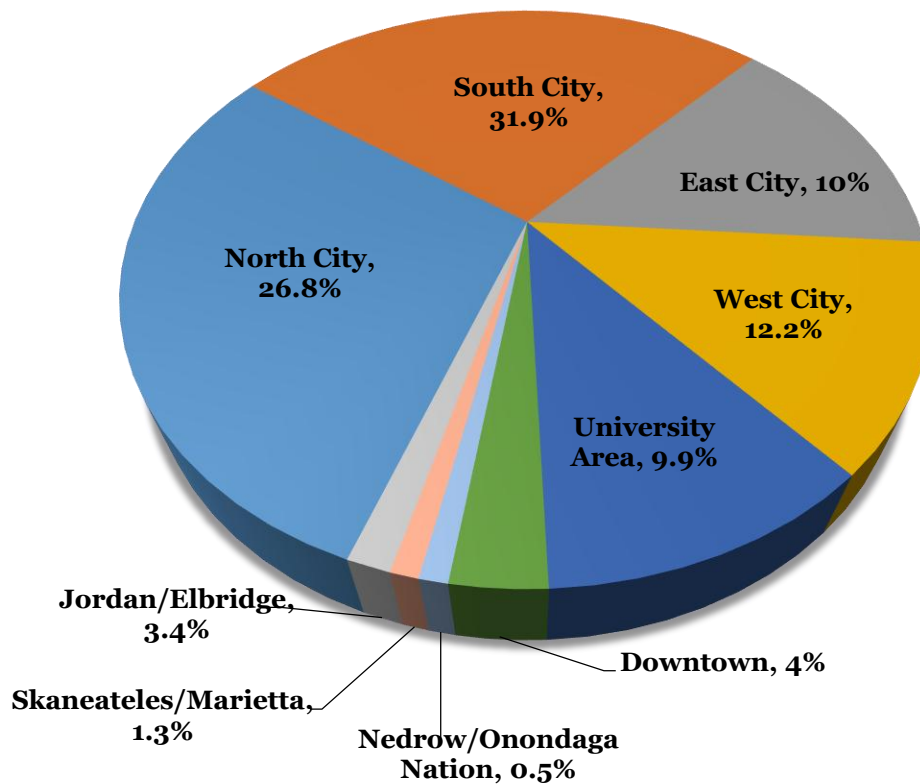
**Distribution by Age**



**Distribution by Race**



**Location of Clients Homes**





## 2024 Volunteer Data

<i>Number of Volunteers</i>	
DRIVERS/SERVERS	280
FOOD SERVICE	158
CLERICAL	1
<b>TOTAL VOLUNTEERS</b>	<b>439</b>
 Total Mileage Driven	 49642
 Total Delivery Hours	 8933
Total Food Service Hours	7399
Total Clerical Hours	2
<b>TOTAL DONATED HOURS</b>	<b>16334</b>

